



# M422

Marine Recessed Mount Step and Wall **LED**

## PRODUCT SPECIFICATION

The M422 is designed for step and walkway lighting in seaborne vessels and offshore platforms.

### Mounting

Mounts recessed within steps and walls.

### Light Source

Array of six high-intensity, 50,000 hour LEDs available in 4100K white, red, green, or blue. 17 watt, 120 V AC or 24 V DC operation.

### Lens

Clear acrylic lens with watertight gasketing.

### Housing

Made from marine grade sheet aluminum die-formed to shape with seams welded and ground smooth.

### Door

Made from marine grade sheet aluminum die-formed to shape. An open-faced louver-less door is also available.

### Finish

Polyester powder-coated after phosphate pre-treatment for superior adhesion and corrosion resistance.

### Hardware

Stainless steel screws provide luminaire access.

### Wiring

A factory-installed NEMA 6P liquid-tight cord grip provides wire entry.

### Weight

1.25 lb. (0.57 kg) each.

### Certifications

IP 67 rated. USCG ABS approved.

Job Name \_\_\_\_\_

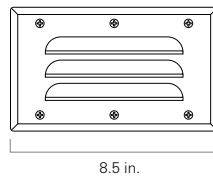
Fixture Type \_\_\_\_\_

Catalog No. \_\_\_\_\_

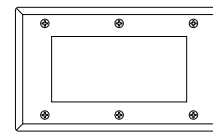
Approval \_\_\_\_\_ Date \_\_\_\_\_



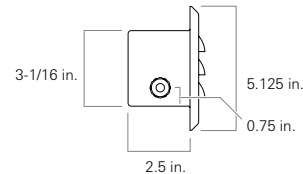
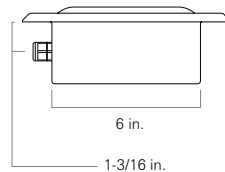
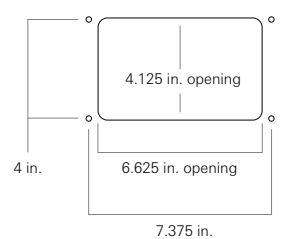
louvered door



open faced door



mounting



one	LED Color	two	Options
W	White	24	24 V DC
B	Blue	OF	Open, louver-less door
G	Green	SJ	10-ft of cable, pre-wired
R	Red		

Modifications are available to meet custom requirements.