



M100R-LED

Marine Recessed Mount Ceiling **LED**

PRODUCT SPECIFICATION

The M100R Series is designed and constructed for commercial marine and wet location recessed mount ceiling applications. The design is drip-proof and easy to install and service.

Mounting

Mounts recessed within ceilings.

Housing

Die-formed marine grade aluminum housing with continuously welded seams and liquid tight cord grip.

Lens

Optic Plus lens (standard) completely hides diode image while providing minimum 95% light transmission.

Lens Frame

Seamless extruded aluminum with piano hinge and spring loaded quarter-turn fasteners.

Finish

White powder coat polyester finish with phosphate pretreatment to ensure superior adhesion.

Light Source

Full-length LED array(s), with variable voltage, 0-10Vdc dimming driver (standard).

Weight

4 ft: 20 lbs (9.1 kg)
2 ft: 13 lbs (5.9 Kg)

Certifications

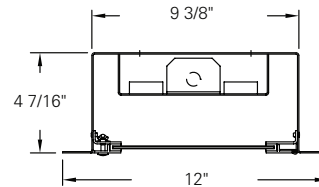
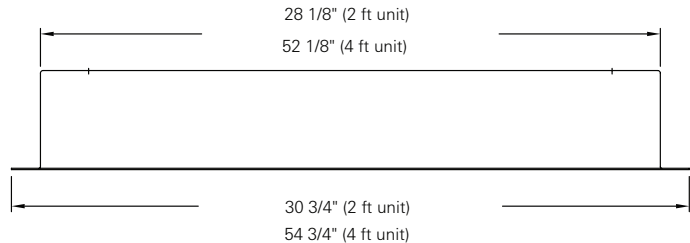
IP 24 rated with IP 55 option. USCG ABS approved. UL 1598A marine listed.

Job Name _____

Fixture Type _____

Catalog No. _____

Approval _____ Date _____



one Luminaire Size

- 2 2-ft fixture
- 4 4-ft fixture

two LED Designation

Please refer to "Designation" column on fluorescent lamp / LED chart on page two for LED output designation.

three Color Temperature (white)

- 35 3500K
- 40 4000K, standard
- 50 5000K

four Voltage

VAR Variable 120-277V, 50/60Hz

five Driver

DM 0-10Vdc dimming, standard

six Options

- SO Specified output*
- 2C Two circuit wired
- DC 12-24 volt DC
- EM Emergency ballast
- SJO 10' of 16/3 cable, pre-wired

* Indicated as SO(xx/xxxx). Specified output, Input watts / delivered lumens to be determined based on specified requirements.

Modifications are available to meet custom requirements.

Fluorescent / LED Equivalent Chart (1x2)

Lamp	# Lamps	Designation (enter in Box 2)	LED Output	Input Watts
F17T8	1	A	850 L	8.5 W
	2	B	1625 L	17 W
	3	C	2600 L	29 W

Fluorescent / LED Equivalent Chart (1x4)

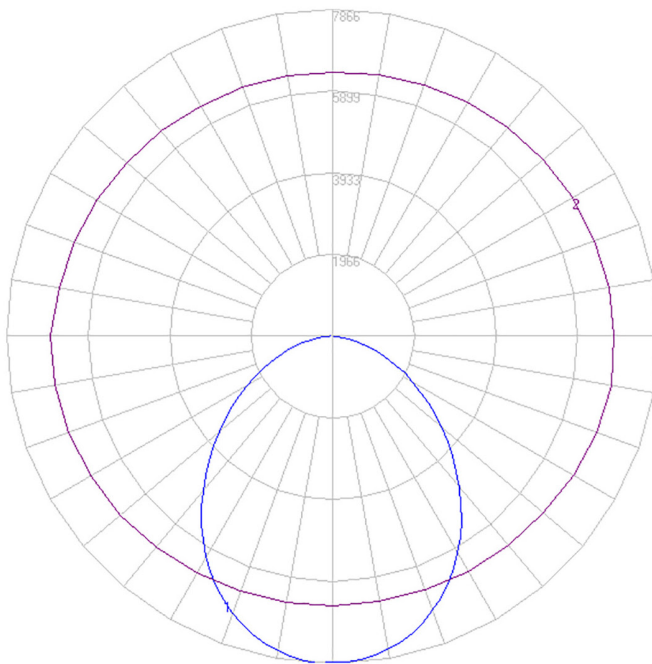
Lamp	# Lamps	Designation (enter in Box 2)	LED Output	Input Watts
F32T8	1	D	1700 L	17 W
	2	E	3650 L	36 W
	3	F	5200 L	57 W

Coefficients of Utilization - Zonal Cavity Method (M100R-LED 1x4)

Effective Floor Cavity Reflectance: 20%

RCC %:	80				70				50			30			10			0
RW %:	70	50	30	0	70	50	30	0	50	30	20	50	30	20	50	30	20	0
RCC: 0	1.19	1.19	1.19	1.19	1.16	1.16	1.16	1.00	1.11	1.11	1.11	1.06	1.06	1.06	1.02	1.02	1.02	1.00
1	1.10	1.05	1.01	.98	1.07	1.03	.99	.86	.99	.96	.93	.95	.92	.90	.91	.89	.88	.86
2	1.00	.92	.86	.80	.97	.90	.84	.73	.87	.82	.78	.84	.79	.76	.81	.77	.74	.72
3	.91	.81	.73	.67	.89	.80	.72	.63	.77	.71	.65	.74	.69	.64	.72	.67	.63	.61
4	.84	.72	.64	.57	.82	.71	.63	.54	.69	.62	.56	.66	.60	.55	.64	.59	.55	.53
5	.77	.65	.56	.50	.75	.64	.55	.48	.62	.54	.49	.60	.53	.48	.58	.52	.48	.46
6	.71	.58	.50	.43	.70	.58	.49	.42	.56	.48	.43	.54	.48	.43	.53	.47	.42	.40
7	.66	.53	.45	.39	.65	.52	.44	.37	.51	.43	.38	.49	.43	.38	.48	.42	.38	.36
8	.62	.49	.40	.34	.60	.48	.40	.34	.47	.39	.34	.45	.39	.34	.44	.38	.34	.32
9	.58	.45	.37	.31	.56	.44	.36	.30	.43	.36	.31	.42	.35	.31	.41	.35	.31	.29
10	.54	.41	.33	.28	.53	.41	.33	.28	.40	.33	.28	.39	.32	.28	.38	.32	.28	.26

M100R-LED - Polar Candela Distribution (M100R-LED 1x4)



M100R-LED - Polar Candela Distribution (M100R-LED 1x2)

