



HGD-LED

Healthcare Surgical **LED** Ceiling Surface or Grid 1 to 1.5 in. T Grid

PRODUCT SPECIFICATION

The HGD series is designed for dust-free operation in surgical suites where maximum illumination is required in the operating zone.

Mounting

Ceiling surface mount or recessed in 1 to 1.5 in. T-grid ceilings. Knockouts for earthquake cable supports provided.

Optical System

Precisely engineered V-Shaped reflector provides *perfect asymmetrical/symmetrical distribution.*

Lens

Optic Plus lens completely hides diode image while providing excellent light transmission.

Housing

18 gauge cold rolled steel die-formed to shape with ends welded and ground smooth.

Door

One-piece 18 gauge cold rolled steel, gasketed and sealed overlapping door. Full length adjustable brackets secure the lens to the door. Aluminum and stainless steel available.

Finish

Antimicrobial white powder-coat applied after phosphate pretreatment for superior adhesion and corrosion resistance. Brushed stainless steel door available.

Hardware

Stainless steel fasteners.

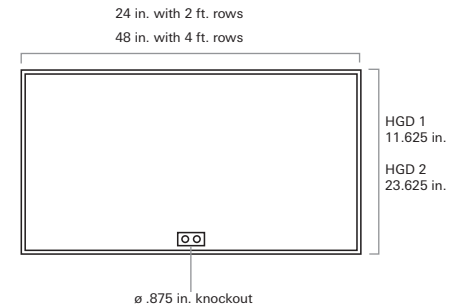
Driver

0-10Vdc dimming, Range 1%-100%
-40°C Min. starting temperature, >0.9 PF, <20% THD
or Tested and Certified MIL461 driver. See driver options.

Certifications

UL Listed wet location and IP65 rated.
Suitable for use in ISO 5 cleanrooms
(209E Class 100).

Tested and Certified MIL461-F with MIL driver.



HGD 1
11.625 in.
HGD 2
23.625 in.



one Luminaire Size
14 1 x 4 - three rows
22 2 x 2 - six rows
24 2 x 4 - six rows

two LED Source
Refer to the LED Source Table on Page 2 for available options.

three Color Temperature
35 3500K
40 4000K
50 5000K

four CRI
80 Min 80 CRI
90 Min 90 CRI

five Door Material
A Aluminum
C Cold rolled steel, std
S Stainless steel

six Door Finish
R Brushed stainless steel
W White

seven Voltage
120 120 V, 60 Hz
277 277 V, 60 Hz
VAR Variable, 120-277 V, 50/60Hz

eight Driver
DM 0-10VDC 1% Dimming, std
MIL MIL461 Tested and Certified

nine Internal Lens
122 Optic Plus diffusing acrylic lens, std
122R Optic Plus with RF grid Must be used with RF filter*

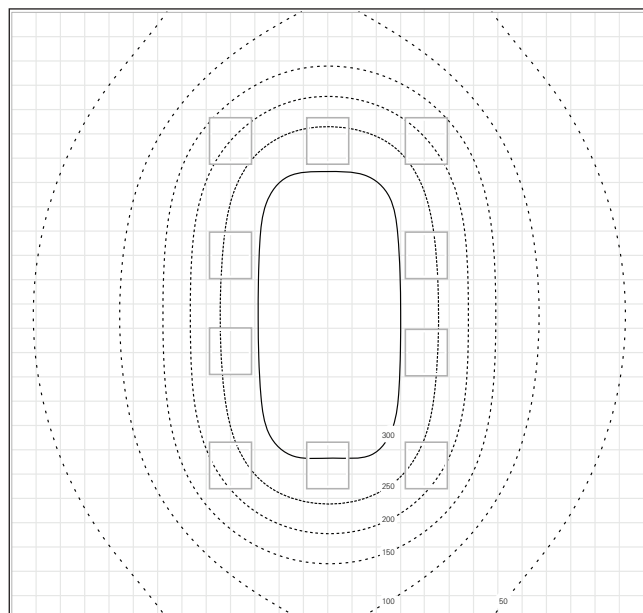

ten Options
2C Two circuit wired
3C Three circuit wired
AH Painted aluminum housing
CU Canadian UL Listing
EM Emergency ballast
FH Fuse and holder
RF Radio interference filter, one per circuit (RF Not required with MIL461 Driver)

Modifications are available to meet custom requirements.

LED Source Values at 4000K / 90CRI

Option	DM - Output / Power			MIL - Output / Power		
	Delivered Lumens	Input Watts	Lumens / Watt	Delivered Lumens	Input Watts	Lumens / Watt
1 x 4						
HI	10769	100	107.7	9182	96	95.5
MD	8761	81	108.2	--	--	--
LO	6326	59	107.2	6152	64	96
2 x 2						
HI	10769	100	107.7	9182	96	95.5
MD	8761	81	108.2	--	--	--
LO	6326	59	107.2	6152	64	95.5
2 x 4						
HI	21138	191	110.7	18350	192	95.5
MD	16311	148	110.2	--	--	--
LO	11427	104	109.9	12300	128	96

Zone Values



luminaire	Zone 1		Zone 2		Zone 3	
	average	max	average	max	average	max
(10) HGD-0002	average	347 fc	average	228 fc	average	73 fc
	max	354 fc	max	349 fc	max	124 fc
	min	343 fc	min	104 fc	min	34 fc
	average / min	1.01	average / min	2.20	average / min	2.16
	max / min	1.03	max / min	3.36	max / min	3.65

