FTD-LED AMBER

Cleanroom LED Laminar Airflow Grid

PRODUCT SPECIFICATION

The FTD series is designed for use in laminar airflow cleanrooms.

Mounting
Ceiling grid mount. Knockouts on both ends permit conduit wiring and / or row mounting.

Lens
Snap-in extruded white (opal) diffuser.

Housing
18 gauge cold rolled steel die-formed to shape with seams welded and ground smooth. Stainless steel and 16 gauge aluminum available.

Electrical
Electrical components are mounted to a toolless removable power tray for ease of installation and maintenance.

Finish
Polyester powder-coated after phosphate pretreatment for superior adhesion and corrosion resistance. Brushed stainless steel available.

Driver
0-10Vdc 1% dimming, >0.9 PF, <20% THD Factory programmable, Operating temp -40°C Min. to 50°C Max

Wiring
Driver provided with pre-wired 3-wire self-aligning input power quick disconnect and 2-wire quick disconnect to LED module.

Certifications
UL Listed wet location. IP43 rated and suitable for use in ISO-3 cleanrooms (209E Class 1).

Job Name

Fixture Type

Catalog No.

Approval Date



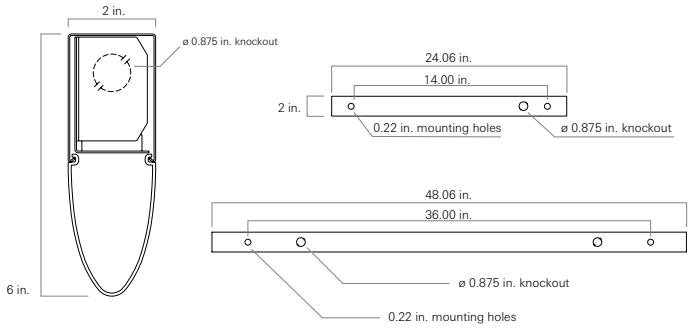

WOSB · FIVE YEAR WARRANTY · IP43 RATED · ISO3 209E CLASS 1 · WET · c UL us · BAA · BABA · MADE IN USA

one	two	three	four	five	six	seven	eight
FTD		- WH			- VAR	DM	-

one — Luminaire Size
- 2 — 2 ft. fixture
- 4 — 4 ft. fixture

two — LED Source
Refer to the LED Source Table on Page 2 for available options.

three — Lens
- WH — White (opal) diffuser, standard

four — Material
- A — Aluminum
- C — Cold rolled steel, standard
- S — Stainless steel

five — Finish
- R — Brushed (Stainless steel only)
- W — White, standard

six — Voltage
- VAR — Variable, 120-277 V, 50/60Hz

seven — Driver
- DM — 0-10VDC Dimming, standard

eight — Options
- CU — Canadian UL Listing
- EM — Emergency battery backup
- FH — Fuse and holder
- RMxx*[1] — Row mounting
  Includes Chase Nipple(s), PVC Gasket(s), and Sealing Locknut(s)
  [1] xx = Length of row in feet

Modifications are available to meet custom requirements.
Specifications and dimensions are subject to change without notice.

LED Life
>100,000

LED Source (Box 2)	Delivered Lumens	L/W	Input Watts
Pure Amber (A)			
2'			
1A5	568	32	18.0
4'			
1A5	533	49	10.8
1A8	839	42	19.8
1A11	1136	32	35.9
Phosphor Amber (APC)			
2'			
1APC12	1256	94	13.3
1APC17	1730	89	19.4
4'			
1APC18	1837	98	18.7
1APC25	2511	94	26.6
1APC34	3461	89	38.8

A - Pure Amber Spectrum

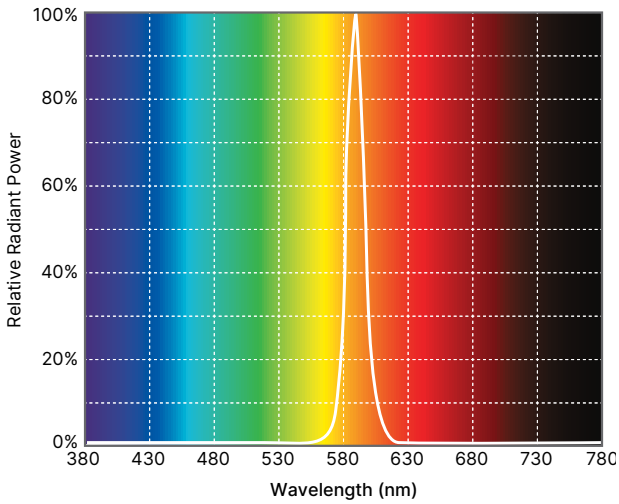

585nm-595nm Peak (+/- 1nm)

APC - Phosphor Amber Spectrum

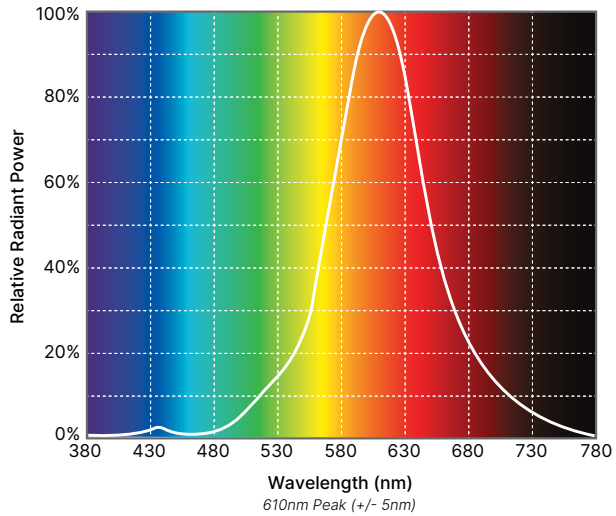

610nm Peak (+/- 5nm)

Specified Output Option

L.C. Doane programmable drivers allows us to deliver a specific lumen output. If none of the options in the chart above fit your application, let us know the desired lumen output and we will do the rest. See the example for how this will be specified:

Example Model:
FTD2-**XX[1]**SO-WH-CW-VARDM-(**XX[2]**/**LUMENS**)

LUMENS = You provide the lumens.
XX[1] = We will determine the number of rows.
XX[2] = We will provide the wattage information.