



CRN-LED

Security **LED** Recessed Flange

PRODUCT SPECIFICATION

The CRN series is designed for use in all levels of security facilities, behavioral health units, and high abuse applications. Anti-ligature for patient safety.

Housing

Mounts recessed in metal pan or gypsum ceiling with swing brackets that extend and clamp with a single screw action.

Door

One-piece die-formed cold rolled steel overlapping door with 14 gauge lens retainers. Freedom Hinge™ design permits removal and hinging from either side. Stainless steel available.

Internal Lens

Optic Plus lens (standard) completely hides diode image while providing minimum 95% light transmission.

Finish

Polyester powder-coated after phosphate pretreatment for superior adhesion and corrosion resistance. Brushed stainless steel door available.

Hardware

Recessed, stainless steel, tamper-proof fasteners.

Driver

0-10Vdc dimming, Range 1%-100%
-40°C Min. starting temperature, >0.9 PF, <20% THD

Wiring

Access plate with two .875 in. diameter knockouts. Driver provided with pre-wired 3-wire self-aligning input power quick disconnect and 2-wire quick disconnect to LED module.

Certifications

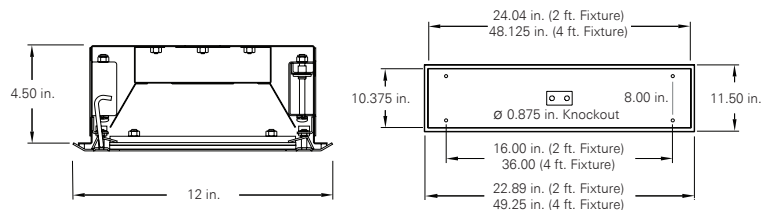

UL Listed damp or wet location. Wet location option is IP65 rated.

Job Name _____

Fixture Type _____

Catalog No. _____

Approval _____ Date _____



CRN	one	two	three	four	five	six	seven	eight	nine	ten	eleven	twelve	thirteen
-----	-----	-----	-------	------	------	-----	-------	-------	------	-----	--------	--------	----------

one Luminaire Size

- 2 2 ft fixture
- 4 4 ft fixture

two LED Source

- 1L One
- 2L Two
- 3L Three

three Color Temperature

- 30 3000K
- 35 3500K
- 40 4000K
- 50 5000K

four Door Gauge

- N 18 gauge, minimum security
- D 16 gauge, medium security
- X 14 gauge, maximum security
- U 12 gauge, super max, CRS only

five Door Material

- C Cold rolled steel
- S Stainless steel

six Finish

- R Brushed stainless steel
- W White

seven Voltage

- 120 120 V, 60 Hz
- 277 277 V, 60 Hz
- VAR Variable, 120-277 V, 50/60Hz

eight Driver

- DM 0-10Vdc Dimming, standard

nine Internal Lens

- 122 Optic Plus LED diffusing acrylic lens, std
- 53 .125 in. K12 prismatic acrylic
- 12 .125 in K12 prismatic polycarbonate
- 15 .156 in. K12 prismatic polycarbonate
- 16 .187 in. K12 prismatic polycarbonate
- 75 .156 in. C73 prismatic tempered glass

ten External Lens

- 30 .187 in. clear polycarbonate
- 32 .250 in. clear polycarbonate
- 36 .375 in. clear polycarbonate
- 38 .500 in. clear polycarbonate
- 90 .187 in. clear tempered glass
- 92 .250 in. clear tempered glass
- 96 .375 in. clear tempered glass

eleven Door Fasteners

- AP Stainless steel allen head with pin
- TP Stainless steel torx head with pin
- PH Phillips, non-security

twelve UL Listing

- D Damp Location
- W Wet Location

thirteen Options

- SO Specified output*
- 2C Two-circuit wired
- CU Canadian UL Listing
- EM Emergency battery backup
- FH Fuse and holder
- NL-LED Night light, LED (Amber available)
5-100% Adjustability
- IMS Integral Occ Sensor
- PF Plaster frame

* Indicated as SO(xx/xxxx). Specified output, Input watts / delivered lumens to be determined based on specified requirements.

Consult factory for 14 and 16 gauge CRS and SS housings

Modifications are available to meet custom requirements. Specifications and dimensions are subject to change without notice.

Photometric Data for a 1x4 fixture with three rows (Full Output)

Lumens	Input Watts	Lumens / Watt	CCT	CRI	LED Life
18110	164.3 watts	110	4000K	>80	>100,000

Photometric Data for a 1x2 fixture with three rows (Full Output)

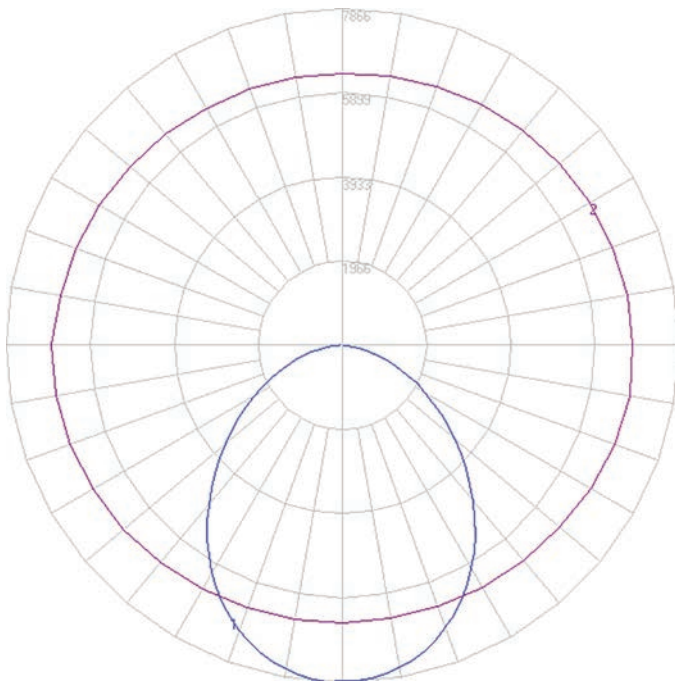
Lumens	Input Watts	Lumens / Watt	CCT	CRI	LED Life
9055	82.2 watts	110	4000K	>80	>100,000

Coefficients of Utilization - Zonal Cavity Method (CRN-LED 1x4)

Effective Floor Cavity Reflectance: 20%

RCC %:	80				70				50			30			10			0
	70	50	30	0	70	50	30	0	50	30	20	50	30	20	50	30	20	0
RW %:	1.19	1.19	1.19	1.19	1.16	1.16	1.16	1.00	1.11	1.11	1.11	1.06	1.06	1.06	1.02	1.02	1.02	1.00
RCR: 0	1.10	1.05	1.01	.98	1.07	1.03	.99	.86	.99	.96	.93	.95	.92	.90	.91	.89	.88	.86
1	1.00	.92	.86	.80	.97	.90	.84	.73	.87	.82	.78	.84	.79	.76	.81	.77	.74	.72
2	.91	.81	.73	.67	.89	.80	.72	.63	.77	.71	.65	.74	.69	.64	.72	.67	.63	.61
3	.84	.72	.64	.57	.82	.71	.63	.54	.69	.62	.56	.66	.60	.55	.64	.59	.55	.53
4	.77	.65	.56	.50	.75	.64	.55	.48	.62	.54	.49	.60	.53	.48	.58	.52	.48	.46
5	.71	.58	.50	.43	.70	.58	.49	.42	.56	.48	.43	.54	.48	.43	.53	.47	.42	.40
6	.66	.53	.45	.39	.65	.52	.44	.37	.51	.43	.38	.49	.43	.38	.48	.42	.38	.36
7	.62	.49	.40	.34	.60	.48	.40	.34	.47	.39	.34	.45	.39	.34	.44	.38	.34	.32
8	.58	.45	.37	.31	.56	.44	.36	.30	.43	.36	.31	.42	.35	.31	.41	.35	.31	.29
9	.54	.41	.33	.28	.53	.41	.33	.28	.40	.33	.28	.39	.32	.28	.38	.32	.28	.26
10																		

CRN-LED - Polar Candela Distribution (CRN-LED 1x4)



CRN-LED - Polar Candela Distribution (CRN-LED 1x2)

