

PRODUCT SPECIFICATION

The CRF series is designed for use in all levels of security facilities and high abuse applications.

Mounting

Mounts recessed in metal pan or gypsum ceiling with swing brackets that extend and clamp with a single screw action.

Housing

18 gauge die-formed cold rolled steel with seams welded and ground smooth.

Door

One-piece die-formed cold rolled steel overlapping door with 14 gauge lens retainers. Freedom Hinge™ design permits removal and hinging from either side. Stainless steel available.

Finish

Polyester powder-coated after phosphate pretreatment for superior adhesion and corrosion resistance. Brushed stainless steel door available.

Hardware

Recessed, stainless steel, tamper-proof fasteners.

Wiring

Access plate with two .875 in. diameter knockouts.

Certifications

UL Listed damp or wet location. Wet location option is IP65 rated.

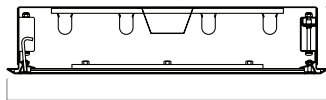

Job Name _____

Fixture Type _____

Catalog No. _____

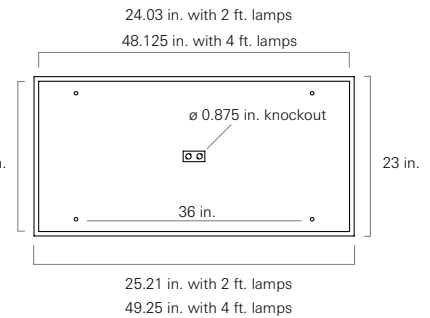
Approval _____

Date _____



4.5 in. 21.875 in.

23.5 in.



- one Lamps (not included)**
- 14 2 ft. 14 W T5
 - 17 2 ft. 17 W T8
 - 24 2 ft. 24 W T5 HO
 - 4B 2 ft. 40 W T5 biax
 - 28 4 ft. 28 W T5
 - 32 4 ft. 32 W T8
 - 54 4 ft. 54 W T5 HO

- two Lamp Quantity**
- 2 two
 - 3 three
 - 4 four
 - 6 six

- three Door Gauge**
- N 18 gauge, minimum security
 - D 16 gauge, medium security
 - X 14 gauge, maximum security
 - U 12 gauge, super max, CRS only

- four Door Material**
- C Cold rolled steel
 - S Stainless steel

- five Finish**
- R Brushed stainless steel
 - W White

- six Voltage**
- 120 120 V, 60 Hz
 - 277 277 V, 60 Hz
 - 347 347 V, 60 Hz
 - VAR Variable, 120-277 V, 50/60Hz

- seven Ballast**
- DM Dimming
 - EL Electronic Instant Start, std T8
 - PR Program Rapid Start, std T5, option T8

- eight Internal Lens**
- 53 .125 in. K12 prismatic acrylic
 - 12 .125 in K12 prismatic polycarbonate
 - 15 .156 in. K12 prismatic polycarbonate
 - 16 .187 in. K12 prismatic polycarbonate
 - 75 .156 in. C73 prismatic tempered glass
 - 01 .005 in. UV absorbing overlay

- nine External Lens**
- 30 .187 in. clear polycarbonate
 - 32 .250 in. clear polycarbonate
 - 36 .375 in. clear polycarbonate
 - 38 .500 in. clear polycarbonate
 - 90 .187 in. clear tempered glass
 - 92 .250 in. clear tempered glass
 - 96 .375 in. clear tempered glass

- ten Door Fasteners**
- AP Stainless steel allen head with pin
 - TP Stainless steel torx head with pin
 - PH Phillips, non-security

- eleven UL Listing**
- D Damp Location
 - W Wet Location

- twelve Options**
- 2C Two-circuit wired
 - CU Canadian UL Listing
 - E1 One lamp emergency ballast
 - E2 Two lamp emergency ballast
 - FH Fuse and holder
 - NL Night light, for 7 or 9W PL bipin
 - NL-LED Night light, LED
 - OS Occupancy sensor
 - PF Plaster frame

Consult factory for 14 and 16 gauge CRS and SS housings.

Modifications are available to meet custom requirements.