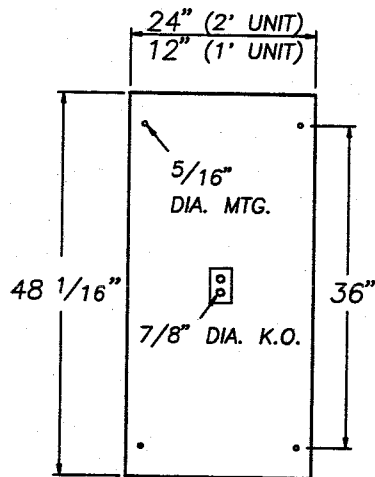
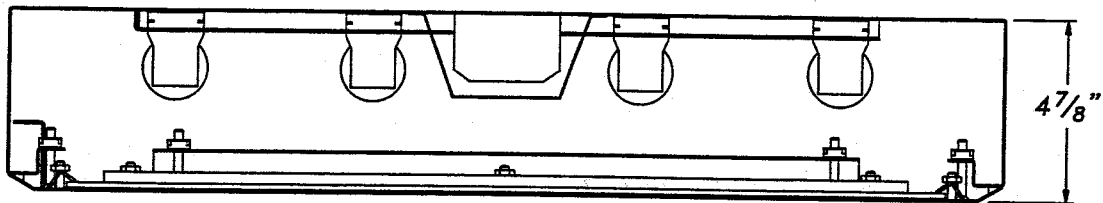



SPECIAL APPLICATION

RXS SERIES *CLEAN ROOM SURFACE LUMINAIRE*



- DIE FORMED HOUSING WITH CONTINUOUSLY WELDED SEAMS.
- TWO 7/8" DIAMETER KNOCKOUTS LOCATED IN THE ELECTRICAL ACCESS PLATE PERMIT CONDUIT FITTING CONNECTION.
- GASKETED DOOR AND LENS PREVENTS CONTAMINATING AIR FLOW THROUGH THE FIXTURE HOUSING.
- LENS INSTALLED WITH SMOOTH ENVIRONMENTAL SIDE, IS CLAMPED WITH ADJUSTABLE STEEL ANGLES.
- UNIVERSAL HINGE BRACKETS PERMIT TOOLESS DOOR REMOVAL.



THE L.C. DOANE COMPANY DESIGNERS AND MANUFACTURERS OF SPECIALIZED LIGHTING EQUIPMENT
P.O. Box 975 • Essex, CT 06426 • (860) 767-8295 • Fax (860) 767-1397 • Web Site: www.lcdoane.com

SPECIAL APPLICATION

EXAMPLE: RXS2-4/32E-120-CW53-FH

RXS		-	/		-		-		-		-	
CHART	1	2	3	4	5	6	7	8	OPTIONS			

CHART 1 **FIXTURE WIDTH**

1	1 FOOT (3 LAMP MAXIMUM)
2	2 FEET

CHART 6 **MATERIAL**

C	COLD ROLLED STEEL (STD.)
S	STAINLESS STEEL
A	ALUMINUM

CHART 2 **LAMP QTY.**

2	3	4	6
---	---	---	---

LAMPS NOT INCLUDED

CHART 7 **FINISH**

W	WHITE
R	BRUSHED, STAINLESS ONLY

CHART 3 **LAMPS**

17	17W RS 2' T8
32	32W RS 4' T8
40	40W RS 4' T12
3U	32W RS 2' T8 U-6"
4U	40W RS 2' T12 U-6"/3"
4B	40W RS 2' T5 BIAXIAL

CHART 8 **LENSES**

53	.125 ACRYLIC K12 PRISMATIC (STD.)
12	.125 POLYCARB. K12 PRISMATIC
15	.156 POLYCARB. K12 PRISMATIC

CHART 4 **BALLAST**

S	ENERGY SAVING
E	ELECTRONIC
D	DIMMING
L	LOW TEMPERATURE

OPTIONS

E1	ONE LAMP EMERGENCY SERVICE
E2	TWO LAMP EMERGENCY SERVICE
FH	FUSE AND HOLDER
2C	2 CIRCUIT WIRED

CHART 5 **VOLTAGE (60 Hz.)**

120	277	347
-----	-----	-----

DIMENSIONS AND SPECIFICATIONS SUBJECT TO CHANGE WITHOUT NOTIFICATION.

MODIFICATIONS ARE AVAILABLE TO SUIT CUSTOM REQUIREMENTS.

