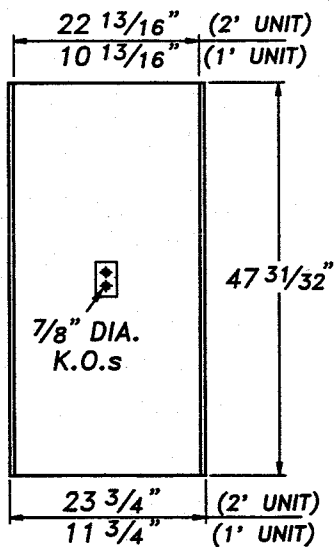
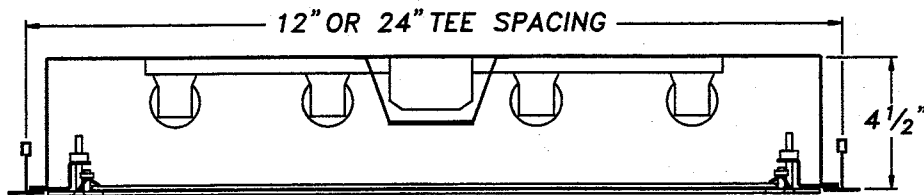
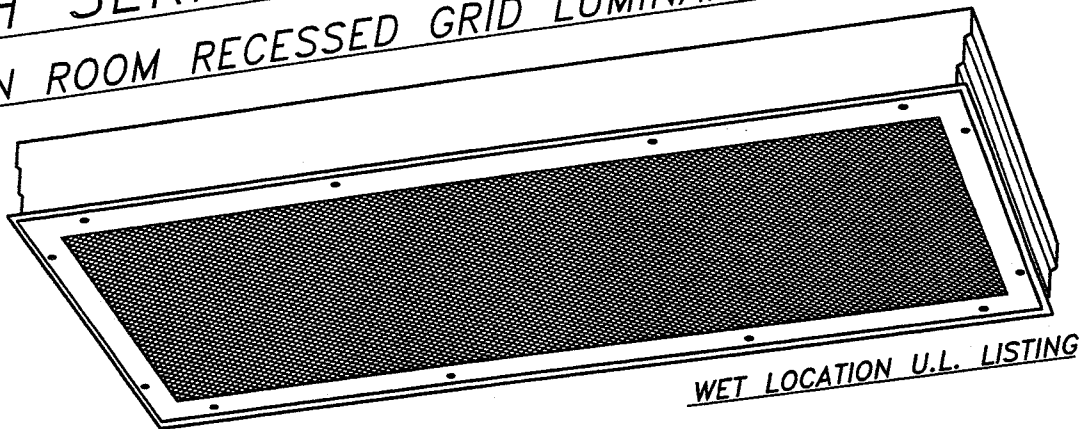


# SPECIAL APPLICATION

## RXH SERIES CLEAN ROOM RECESSED GRID LUMINAIRE



- FITS STANDARD GRID CEILING "T" WIDTHS FROM 1" THROUGH 1 3/4".
- HOUSING CONSTRUCTED OF DIE FORMED 20 GAUGE STEEL.
- ADJUSTABLE FULL LENGTH LENS RETAINERS.
- STAINLESS STEEL FASTENERS.
- GASKETED DOOR, LENS, AND HOUSING PREVENTS CONTAMINATING AIR FLOW.
- GASKETED ACCESS PLATE WITH TWO KNOCK-OUTS.



THE L.C. DOANE COMPANY DESIGNERS AND MANUFACTURERS OF SPECIALIZED LIGHTING EQUIPMENT  
P.O. Box 975 • Essex, CT 06426 • (860) 767-8295 • Fax (860) 767-1397 • Web Site: [www.lcdoane.com](http://www.lcdoane.com)

# SPECIAL APPLICATION

EXAMPLE: RXH2-4/32E-120-CW53

RXH									
CHART	1	2	3	4	5	6	7	8	OPTIONS

**CHART 1 FIXTURE WIDTH**

1	1 FOOT (3 LAMP MAX.)
2	2 FEET

**CHART 6 DOOR MATERIAL**

C	COLD ROLLED STEEL
S	STAINLESS STEEL
A	ALUMINUM

**CHART 2 LAMP QTY.**

2	3	4	6
---	---	---	---

LAMPS NOT INCLUDED

**CHART 7 DOOR FINISH**

W	WHITE
R	BRUSHED, STAINLESS ONLY

**CHART 3 LAMPS**

17	17W RS 2' T8
20	20W PH 2' T12
32	32W RS 4' T8
40	40W RS 4' T12
4B	40W RS 2' T5 BIAx
60	60W HO 4' T12 *

**CHART 8 LENS**

53	.125 ACRYLIC K12 PRISMATIC (STD)
12	.125 POLYCARB. K12 PRISMATIC
15	.156 POLYCARB. K12 PRISMATIC

\* CONSULT FACTORY

**CHART 4 BALLAST**

S	ENERGY SAVING
E	ELECTRONIC
D	DIMMING
L	LOW TEMPERATURE
H	HIGH OUTPUT

**OPTIONS**

E1	ONE LAMP EMERGENCY SERVICE
E2	TWO LAMP EMERGENCY SERVICE
FH	FUSE AND HOLDER
2C	TWO CIRCUIT WIRED

DIMENSIONS AND SPECIFICATIONS SUBJECT TO CHANGE WITHOUT NOTIFICATION.

**CHART 5 VOLTAGE (60 Hz.)**

120	277	347
-----	-----	-----

MODIFICATIONS ARE AVAILABLE TO SUIT CUSTOM REQUIREMENTS.



THE L.G. DOANE COMPANY DESIGNERS AND MANUFACTURERS OF SPECIALIZED LIGHTING EQUIPMENT  
 P.O. Box 975 • Essex, CT 06426 • (860) 767-8295 • Fax (860) 767-1397 • Web Site: www.lcdoane.com