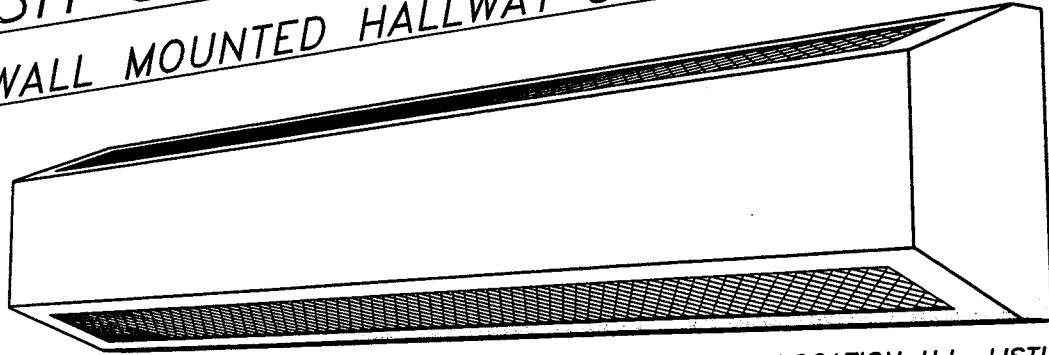


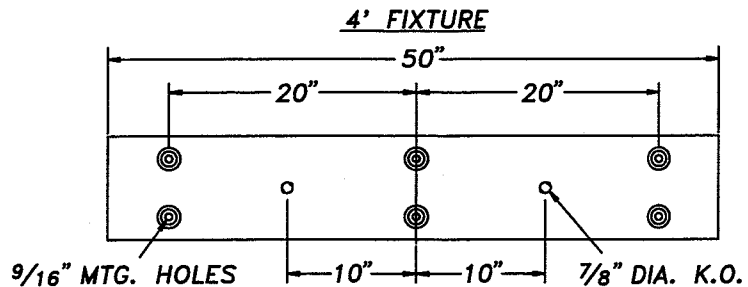
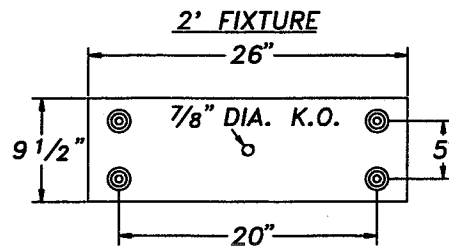
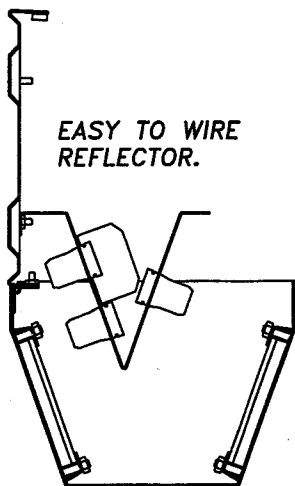
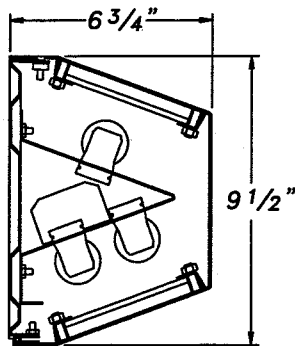
SECURITY / VANDAL RESISTANT

SH SERIES WALL MOUNTED HALLWAY SECURITY LUMINAIRE



DRY, DAMP OR WET LOCATION U.L. LISTING

- ONE PIECE DIE FORMED DOOR.
- CONTRABAND TRAPPING BACKPLATE.
- CONTINUOUSLY WELDED SEAMS, GROUND SMOOTH.
- ADJUSTABLE HEAVY GAUGE LENS RETAINERS.
- RECESSED STAINLESS STEEL TAMPERPROOF FASTENERS.
- REFLECTOR MOUNTED ELECTRICAL COMPONENTS.



THE L.C. DOANE COMPANY DESIGNERS AND MANUFACTURERS OF SPECIALIZED LIGHTING EQUIPMENT
P.O. Box 975 • Essex, CT 06426 • (860) 767-8295 • Fax (860) 767-1397 • Web Site: www.lcdoane.com

SECURITY / VANDAL RESISTANT

EXAMPLE: SH322-321-XCW-120EL-53/30-APKD

SH														
CHART	1	2	3	4	5	6	7	8	9	10	11	12	13	14

CHART #1 UPLIGHT	
17	17W RS 2' T8
20	20W PH 2' T12
32	32W RS 4' T8
40	40W RS 4' T12
4B	40W RS 2' T5 BIAx

CHART #3 DOWNLIGHT	
17	17W RS 2' T8
20	20W PH 2' T12
32	32W RS 4' T8
40	40W RS 4' T12
4B	40W RS 2' T5 BIAx

CHART #5 DOOR GAGE	
N	18 Ga. MIN. SECURITY
D	16 Ga. MED. SECURITY
X	14 Ga. MAX. SECURITY

OPTIONS	

CHART #8 VOLTAGE 60Hz.	
120	277

CHART #2 UPLIGHT QTY.	
1	2

CHART #4 DOWNLIGHT QTY.	
1	2

LAMPS NOT INCLUDED

CHART #6 DOOR SPEC.	
C	COLD ROLLED STEEL
S	STAINLESS STEEL

CHART #9 BALLAST	
EL	ELECTRONIC
ES	ENERGY SAVING
DM	DIMMING
LT	LOW TEMPERATURE

CHART #7 DOOR FINISH	
W	WHITE
R	BRUSHED (STAINLESS)

CHART #10 INTERNAL LENS	
53	.125 ACRYLIC K12 PRISM. (STD.)
15	.156 POLYCARB. K12 PRISM.
16	.187 POLYCARB. K12 PRISM.
75	.156 TEMPERED GLASS PRISM.
01	.005 UV ABSORBING OVERLAY

CHART #11 EXTERNAL LENS	
30	.187 POLYCARBONATE (STD.)
32	.250 POLYCARBONATE
36	.375 POLYCARBONATE
90	.187 TEMPERED GLASS
92	.250 TEMPERED GLASS

CHART #12 DOOR FASTENERS	
AP	ALLEN HEAD W/PIN, HARDENED STEEL
TP	TORX HEAD W/PIN, HARDENED STEEL
PH	PHILLIPS HEAD, NON-SECURITY

OPTIONS	
NL	NIGHT LIGHT, FOR 7 OR 9W PL BI-PIN (NOT INCL.) *
E1	ONE LAMP EMERGENCY SERVICE
E2	TWO LAMP EMERGENCY SERVICE
FH	FUSE AND HOLDER
PS	SECURITY PUSH ON/OFF SWITCH
RF	RADIO INTERFERENCE FILTER

CHART #13 ELECTRICAL ACCESS	
K	.875 DIA. KNOCK OUT(S) (STD.)
A	2.250 DIA. ACCESS HOLE(S)

CHART #14 U.L. LISTING	
D	DRY & DAMP LOCATION
W	WET LOCATION

* NOT AVAILABLE WITH 4 LAMPS

DIMENSIONS AND SPECIFICATIONS SUBJECT TO CHANGE WITHOUT NOTIFICATION.

MODIFICATIONS ARE AVAILABLE TO SUIT CUSTOM REQUIREMENTS.



THE L.C. DOANE COMPANY DESIGNERS AND MANUFACTURERS OF SPECIALIZED LIGHTING EQUIPMENT
 P.O. Box 975 • Essex, CT 06426 • (860) 767-8295 • Fax (860) 767-1397 • Web Site: www.lcdoane.com