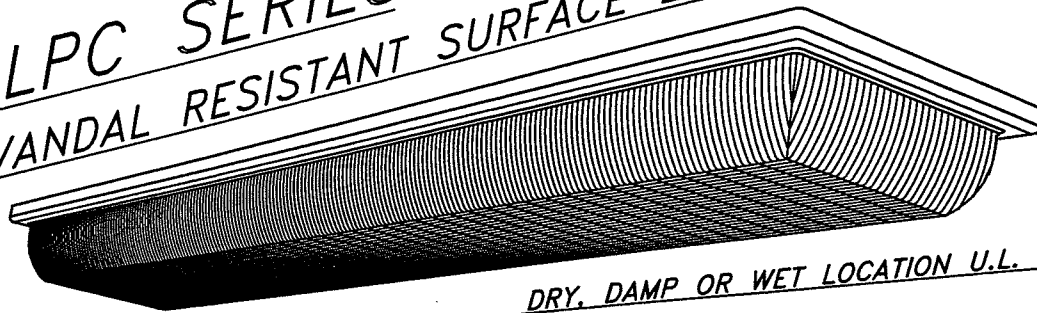


SECURITY / VANDAL RESISTANT

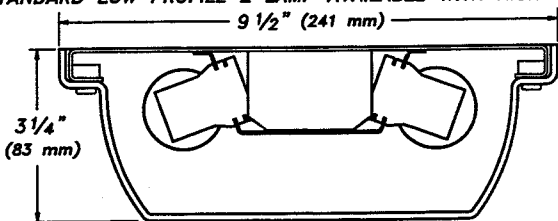
LPC SERIES VANDAL RESISTANT SURFACE LUMINAIRE



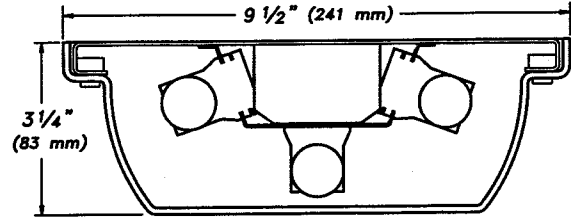
DRY, DAMP OR WET LOCATION U.L. LISTING

- U.V. STABILIZED, CLEAR PRISMATIC POLYCARBONATE LENS.
- STAINLESS STEEL TAMPERPROOF LENS RETAINING SCREWS.
- ONE PIECE 16 GAUGE DIE FORMED STEEL BACKPLATE.
- ALL ELECTRICAL COMPONENTS MOUNTED TO BACKPLATE FOR WIRING EASE.

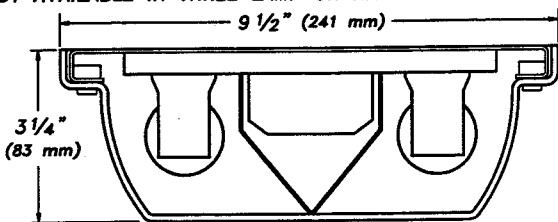
STANDARD LOW PROFILE 2 LAMP AVAILABLE WITH NIGHT LIGHT.



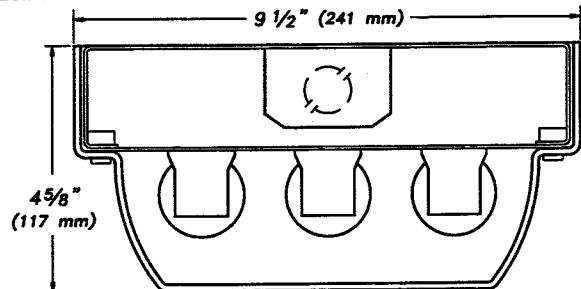
THREE LAMP LOW PROFILE NOT AVAILABLE FOR T12 LAMPS.



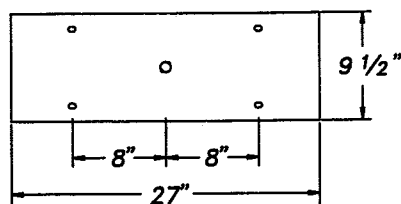
SPECIFY "VS" IN OPTION SECTION FOR CENTER LENS SUPPORT. NOT AVAILABLE IN THREE LAMP OR NIGHT LIGHT VERSIONS.



SPECIFY "CA" IN OPTION SECTION FOR SURFACE CONDUIT ACCESS.



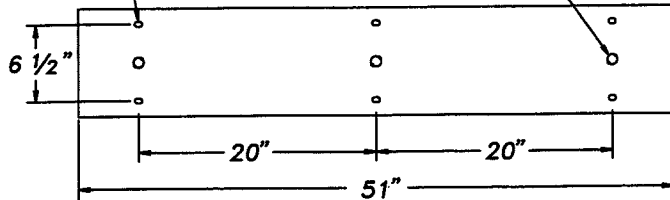
2' FIXTURE



7/16" x 5/8" MTG. HOLES

4' FIXTURE

7/8" DIA. K.O.



THE L.C. DOANE COMPANY DESIGNERS AND MANUFACTURERS OF SPECIALIZED LIGHTING EQUIPMENT
P.O. Box 975 • Essex, CT 06426 • (860) 767-8295 • Fax (860) 767-1397 • Web Site: www.lcdoane.com

SECURITY / VANDAL RESISTANT

EXAMPLE: LPC323-120EL-APKD

LPC									
CHART	1	2	3	4	5	6	7	OPTIONS	

CHART #1 LAMPS	
17	17W RS 2' T8
20	20W PH 2' T12
32	32W RS 4' T8
40	40W RS 4' T12
4B	40W RS 2' T5 BIAX
5B	50W RS 2' T5 BIAX
55	55W RS 2' T5 BIAX

CHART #5 LENS FASTENERS	
AP	ALLEN HEAD W/PIN, STAINLESS STEEL
TP	TORX HEAD W/PIN, STAINLESS STEEL
PH	PHILLIPS HEAD, NON SECURITY

CHART #2 LAMP QTY.			
<input type="checkbox"/>	<input checked="" type="checkbox"/>	<input type="checkbox"/>	<input type="checkbox"/>
	2	3	4
4 AVAILABLE ONLY IN 4 FT HOUSING WITH BIAX LAMPS			
LAMPS NOT INCLUDED			

CHART #6 ELECTRICAL ACCESS	
K	.875 DIA. KNOCK OUT(S)
A	2.250 DIA. ACCESS HOLE(S)

CHART #3 VOLTAGE (60 Hz.)		
<input type="checkbox"/>	<input type="checkbox"/>	<input type="checkbox"/>
120	277	347

CHART #7 U.L. LISTING	
D	DRY/DAMP LOCATION
W	WET LOCATION

CHART #4 BALLAST	
ES	ENERGY SAVING
EL	ELECTRONIC
DM	DIMMING
LT	LOW TEMPERATURE

OPTIONS	
E1	ONE LAMP EMERGENCY SERVICE
FH	FUSE AND HOLDER
NL	NIGHT LIGHT, FOR 7 OR 9W PL BI-PIN
CA	SURFACE CONDUIT ACCESS BACK BOX
LL	LAMP LOCKS FOR T12 LAMPS
VS	"V" SHAPED REFLECTOR

DIMENSIONS AND SPECIFICATIONS SUBJECT TO CHANGE WITHOUT NOTIFICATION.

MODIFICATIONS ARE AVAILABLE TO SUIT CUSTOM REQUIREMENTS.



THE L.C. DOANE COMPANY DESIGNERS AND MANUFACTURERS OF SPECIALIZED LIGHTING EQUIPMENT
 P.O. Box 975 • Essex, CT 06426 • (860) 767-8295 • Fax (860) 767-1397 • Web Site: www.lcdoane.com